


# REELIN FINANCIAL PROJECTION



**1st - 6th MONTH  
FINANCIAL PROJECTION**



Monthly Revenue Total Businesses

\$14,000

\$12,000

\$10,000

\$8,000

\$6,000

\$4,000

\$2,000

\$0

M0

M1

M2

M3

M4

M5

M6

\$45,000

Total Revenue

500

Total Businesses

Monthly Customer Acquisition Rate

Month-1

Month-2

Month-3

Month-4

Month-5

Month-6

50 Businesses

75 Businesses

100 Businesses

125 Businesses

150 Businesses

175 Businesses

# Six (6) Month Expenses

**\$50,000**

## Breakdown

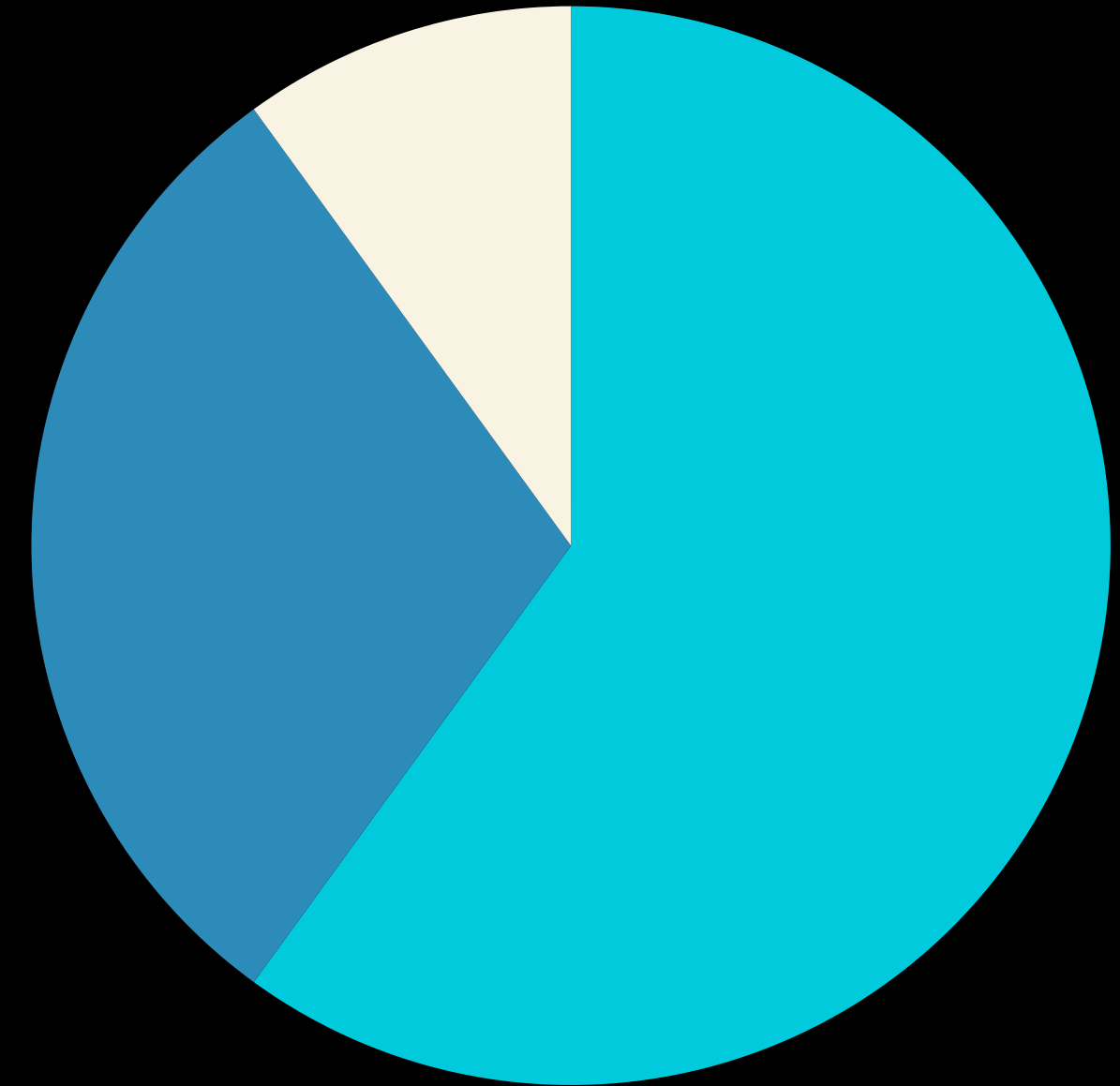
**Marketing & Sale's - \$30,000**

**Team Stipend - \$15,000**


- \$500 Monthly Stipend Person/Month
- Total 5 Staff's [ Engineer's Designer's & PM ]

**Technological Expenses - \$5,000**

- Server's
- Database Cost
- API Cost
- Operational subscriptions tool's



**MONTH 7 - 12**  
**FINANCIAL PROJECTION**



Monthly Revenue Total Businesses

\$40,000

\$30,000

\$20,000

\$10,000

\$0

M7

M8

M9

M10

M11

M12

**\$155,000**  
Total Revenue

**1,400**  
Total  
Businesses

Monthly Customer Acquisition Rate

**Month-7**

**Month-8**

**Month-9**

**Month-10**

**Month-11**

**Month-12**

150 Businesses

150 Businesses

150 Businesses

150 Businesses

150 Businesses

150 Businesses

# Month 7- 12 Expenses

**\$85,000**

## Breakdown

**Marketing & Sale's - \$45,000**

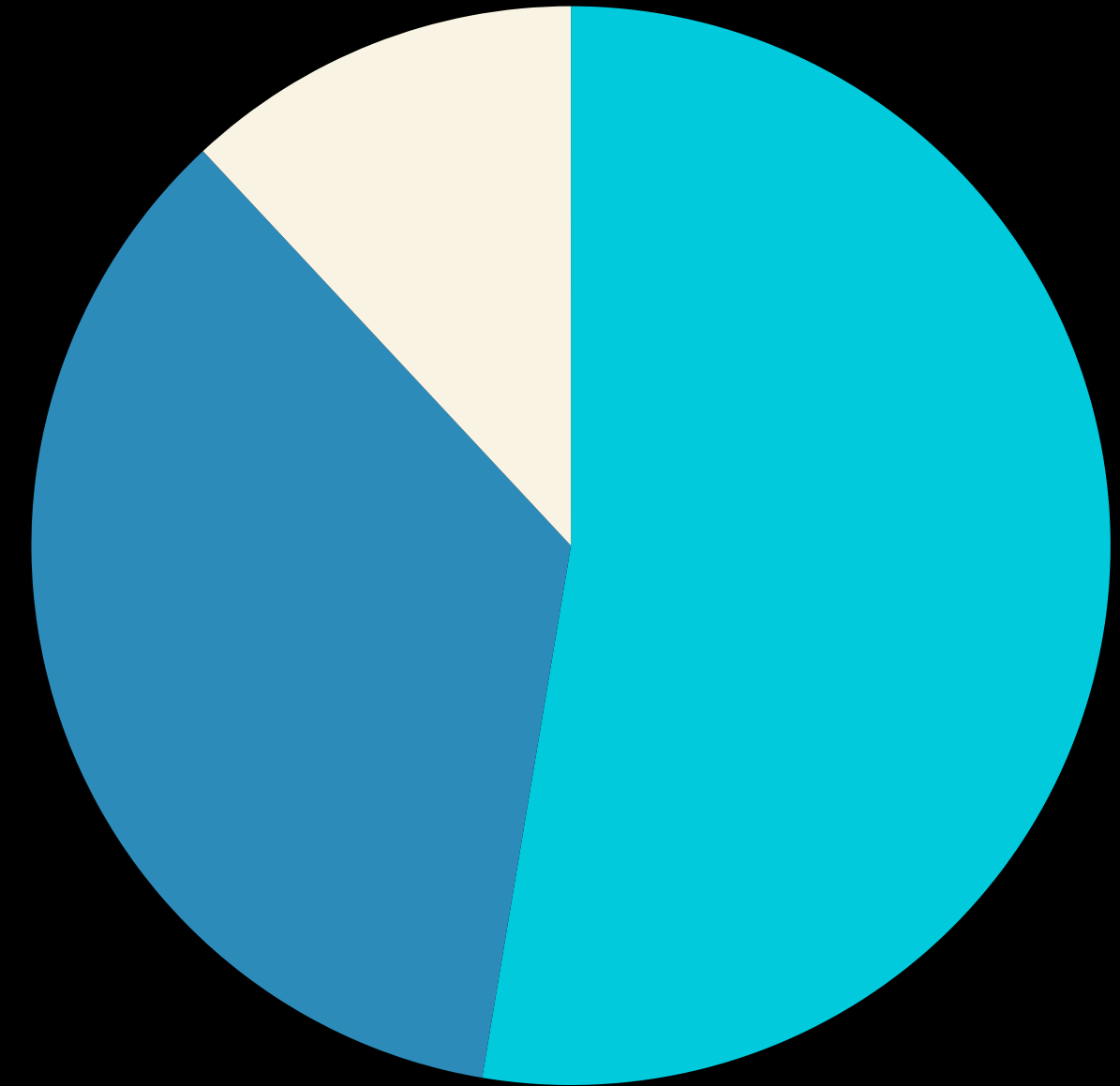
- 

**Team Stipend - \$30,000**


- \$1000 Monthly Stipend Person/Month
- Total 5 Staff's [ Engineer's Designer's & PM ]

**Technological Expenses - \$10,000**

- Server's
- Database Cost
- API Cost
- Operational subscriptions tool's



**MONTH 13 - 18**  
**FINANCIAL PROJECTION**





Monthly Revenue Total Businesses

\$60,000  
\$50,000  
\$40,000  
\$30,000  
\$20,000  
\$10,000  
\$0

M13 M14 M15 M16 M17 M18

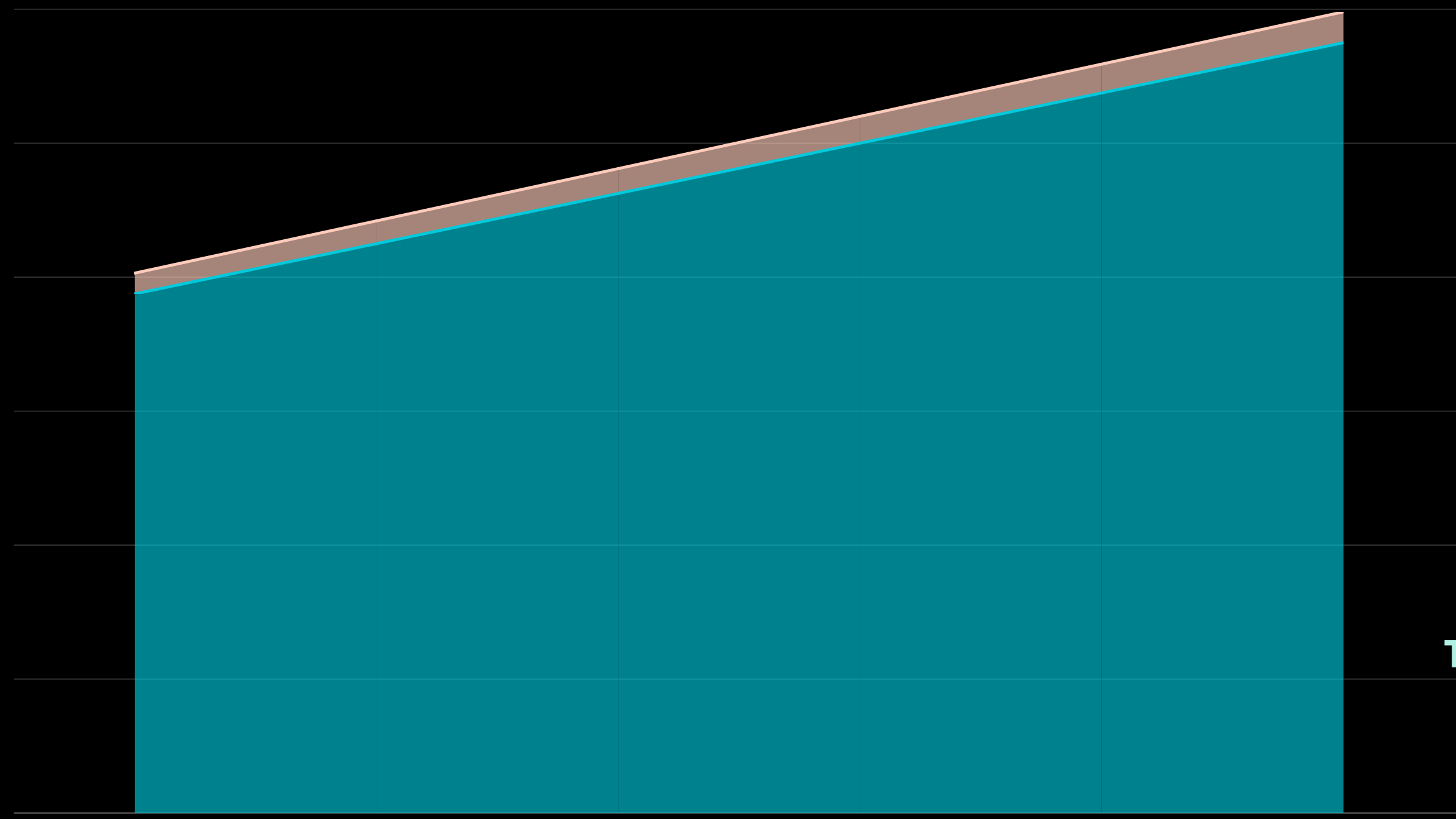
**\$300,00**  
Total Revenue

**2,300**  
Total Businesses

Monthly Customer Acquisition Rate

**Month-7** **Month-8** **Month-9** **Month-10** **Month-11** **Month-12**

150 Businesses 150 Businesses 150 Businesses 150 Businesses 150 Businesses 150 Businesses



# Month 13- 18 Expenses

**\$100,000**

## Breakdown

**Marketing & Sale's - \$50,000**

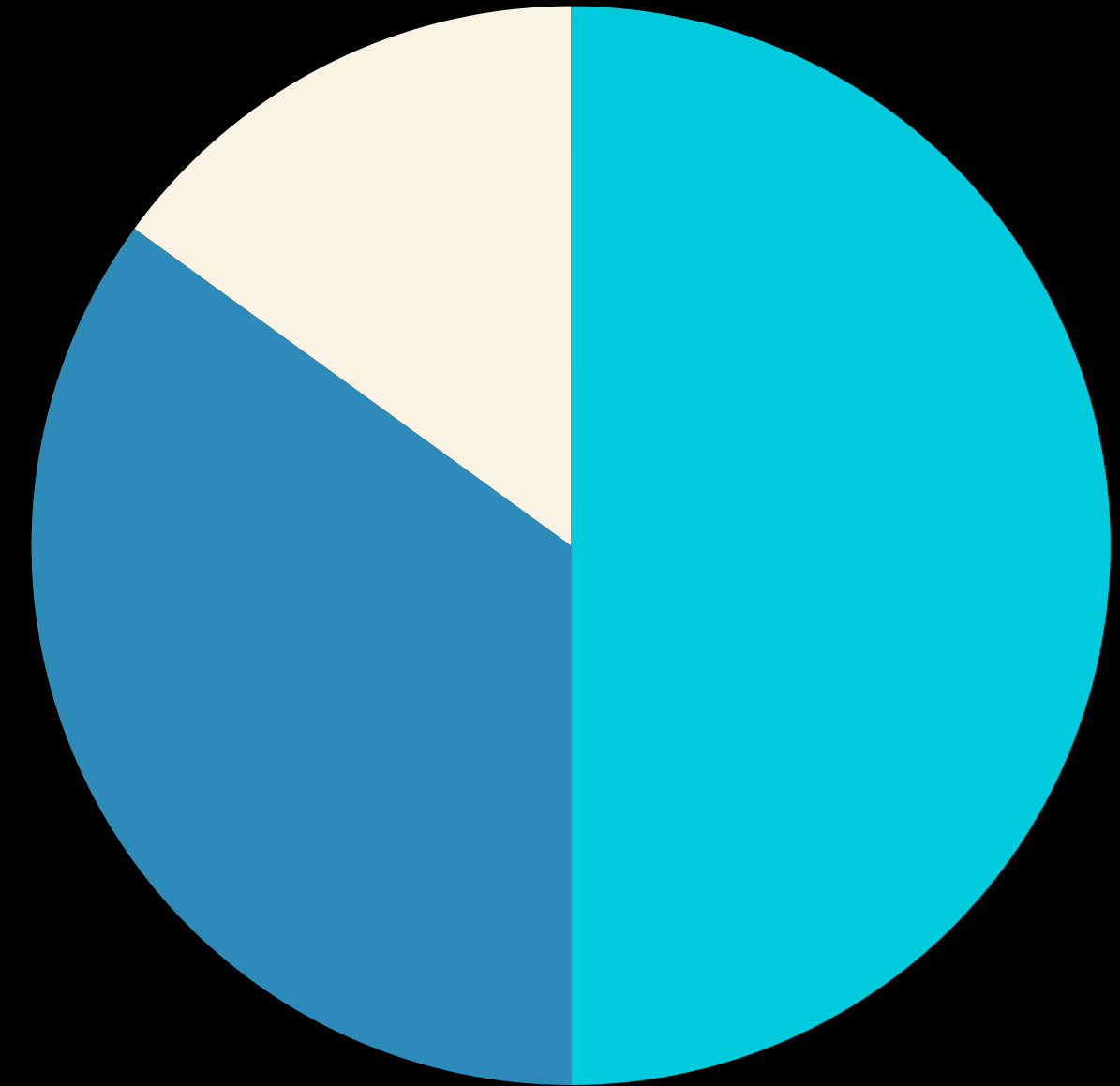
- 


**Team Salary - \$30,000**

- \$1000 Monthly Stipend Person/Month
- Total 5 Staff's [ Engineer's Designer's & PM ]

**Technological Expenses - \$20,000**

- Server's
- Database Cost
- API Cost
- Operational subscriptions tool's






**Total Projected Revenue  
0 - 18 Months.**

**\$500,000**



**Total Acquired Businesses  
0 - 18 Months.**

**2,300**



**Total Projected Expenses  
0 - 18 Months.**

**\$230,000**



**Total Projected Net Profit  
0 - 18 Months.**

**\$270,000**

# Thank You

abel@reelin.ai  
[reelin.ai](https://reelin.ai)